











TAKE NOTICE nature treasure hunt

While you're out and about, don't forget to notice the little things in nature – the beauty is often in the detail. The variety of colour and texture is amazing and, if you look closely, you might see evidence of wild creatures too! How many of these things can you see on your walk?

				
Pebbles ✓	Feather ✓	Gorse ✓	Hazel catkin ✓	Ivy berries ✓
				
Leaf ✓	Lichen ✓	Pine cone ✓	Plant shoots ✓	Bark ✓

Discover animal tracks and signs

 Look for animal footprints in mud, sand or snow.	 Owls spit out bits (pellets) of their prey they can't digest.	 Look for pine cones that have been stripped by hungry squirrels.	 Molehills are signs that moles are nearby
 Look under hedges and in banks for rabbit holes.	 Birds shed their feathers when they are damaged.	 If the trail is continuous, it's a slug. If broken, it's a snail.	 Mammals can leave flattened grass in their tracks.
 Animal fur can get caught on barbed wire and fences.	 Look for hedgehog poo with bits of beetles in it.	 Nests are a surefire sign that birds are breeding. Hoovay!	 Song thrushes leave behind broken snail shells after meals.

© Corinne Welch 09

Photos: Pebbles: Chris Maguire; Feather: David Tipling / 2020 VISION; Gorse: Lin Cummins; Hazel catkin: Philip Precey; Pine cone: Bark: Mark Hamblin / 2020 VISION; Leaf: Lichen: Philip Precey; Plant shoots: Lin Cummins; Ivy berries: Lin Cummins; Bark: Mark Hamblin / 2020 VISION.



Download this page at: northwaleswildlifetrust.org.uk/wellbeing-downloads